

Front

linke Seite

2000

720

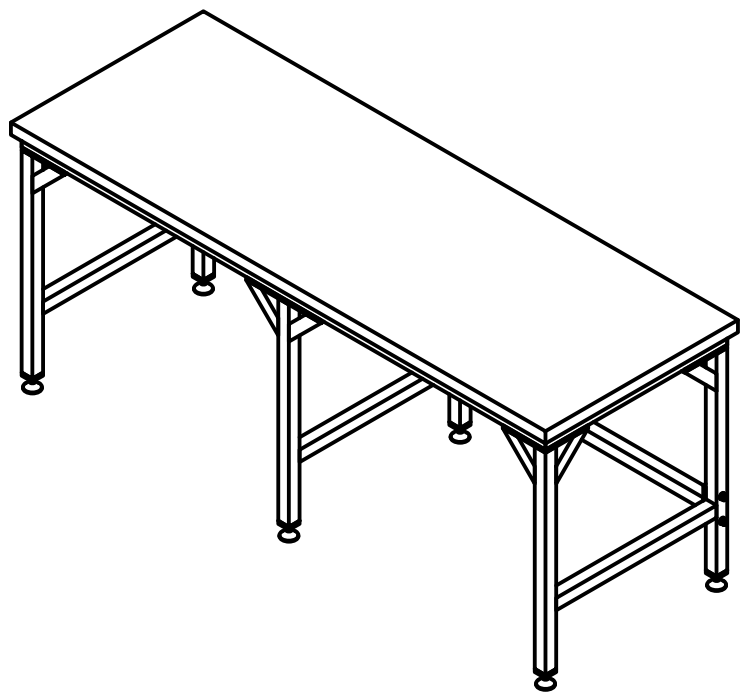
860

40

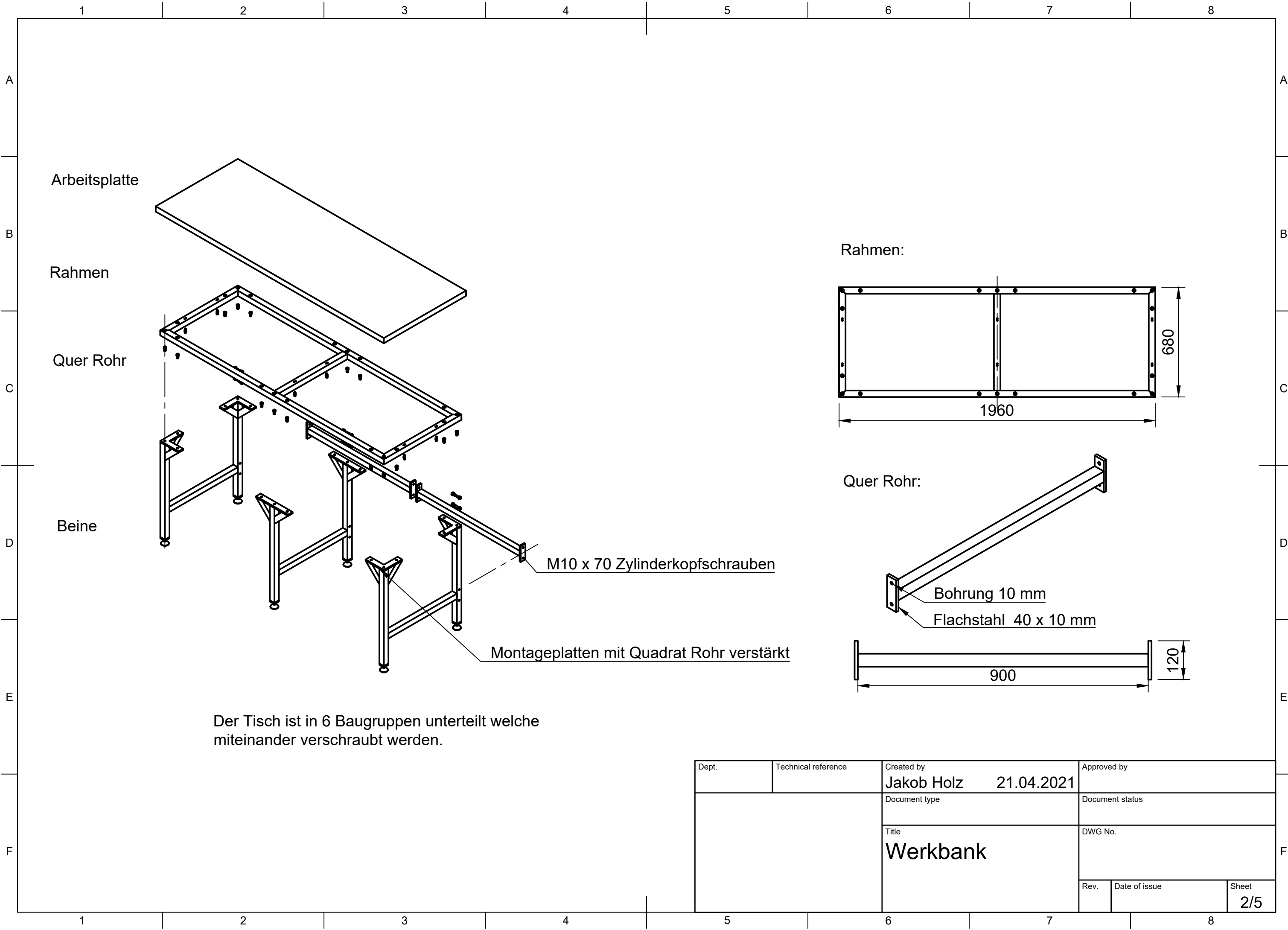
Zusätzliche Quadratprofile

6x Nivellierfüße Gewinde 10 x 100 mm

Material:
 Arbeitsplatte: 2000 x 720 x 40 mm
 Quadratrohr: 40 x 2 mm
 Flachstahl: 40 x 10 mm

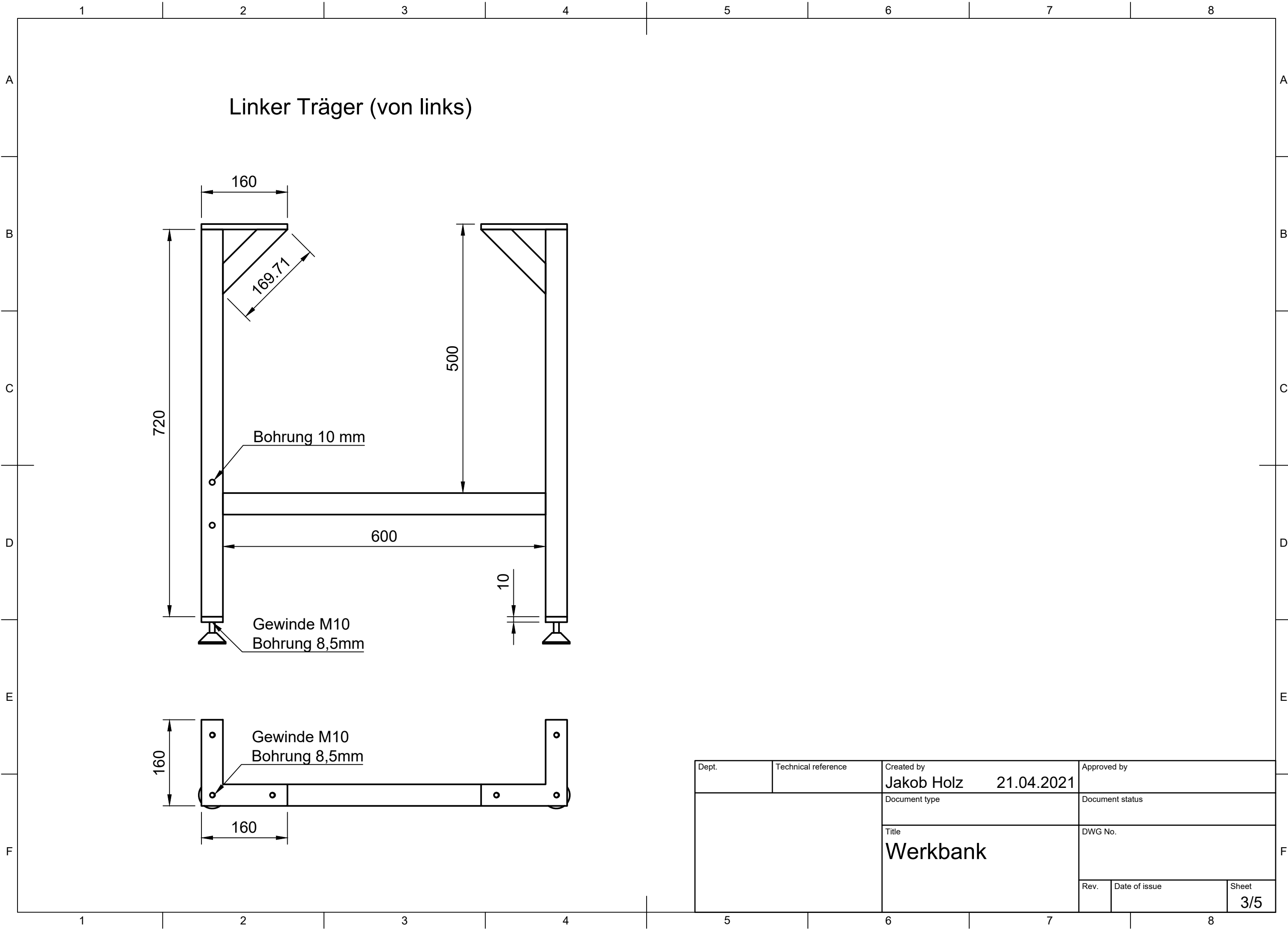


Dept.	Technical reference	Created by Jakob Holz	21.04.2021	Approved by
		Document type	Document status	
		Title Werkbank	DWG No.	
		Rev.	Date of issue	Sheet 1/5

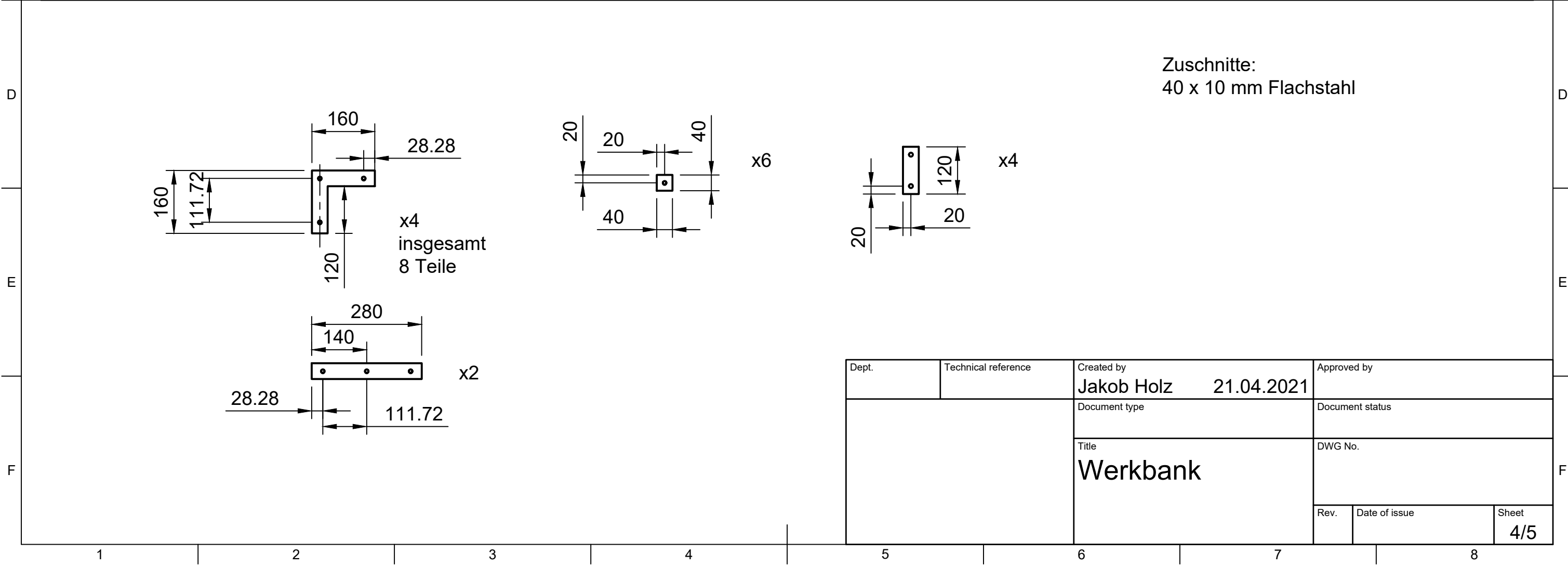
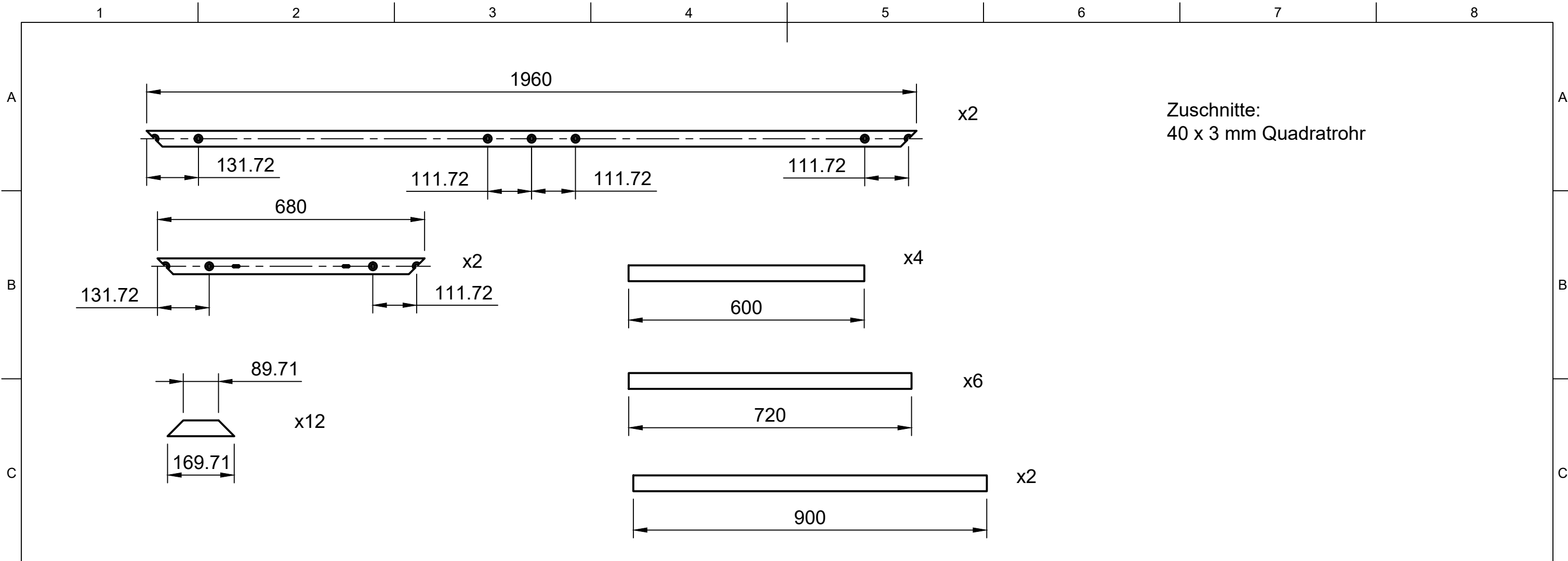


Der Tisch ist in 6 Baugruppen unterteilt welche miteinander verschraubt werden.

Dept.	Technical reference	Created by Jakob Holz	21.04.2021	Approved by
		Document type	Document status	
		Title Werkbank	DWG No.	
Rev.	Date of issue	Sheet		2/5



Dept.	Technical reference	Created by Jakob Holz	21.04.2021	Approved by
		Document type	Document status	
		Title Werkbank	DWG No.	
Rev.	Date of issue	Sheet	3/5	



Zuschnitte				
Material	Länge [mm]	Genauigkeit [mm]	Menge	Notiz
Quadratrohr 40 x 3 mm	1960	±1	2	90° Winkel
Quadratrohr 40 x 3 mm	680	±1	2	90° Winkel
Quadratrohr 40 x 3 mm	600	±1	4	1 x Rahmen + 3 x Träger
Quadratrohr 40 x 3 mm	720	±1	6	Träger Beine
Quadratrohr 40 x 3 mm	170	±0,5	12	90° Winkel, (169,71mm)
Quadratrohr 40 x 3 mm	900	±1	2	Quer Rohr
Flachstahl 40 x 10 mm	40	±1	6	Füße
Flachstahl 40 x 10 mm	160	±1	12	Rahmen Monatgeplatten
Flachstahl 40 x 10 mm	120	±1	4	Quer Rohr Montageplatten
Flachstahl 40 x 10 mm	40	±2	6	Platte Montageplatten

Material			
Form	Länge [mm]	Menge	Notiz
Quadratrohr 40 x 3 mm	2000	2	1960
Quadratrohr 40 x 3 mm	2000	2	680 + 600 + 600 = 1880
Quadratrohr 40 x 3 mm	2000	1	900 + 900 = 1800
Quadratrohr 40 x 3 mm	2000	3	720 + 720 + 170 + 170 + 170 = 1950
Quadratrohr 40 x 3 mm	2000	1	10 + 170 + 170
		9	
Flachstahl 40 x 10 mm	2000	1	160 * 12 = 1920
Flachstahl 40 x 10 mm	2000	1	Rest
		2	

Befestigungsmittel		
Bezeichnung	Dimensionen	Stückzahl
Zylinderschraube	M10 x 75	2
Zylinderschraube	M10 x 65	4
Zylinderschraube	M10 x 20	18
Zylinderschraube	M6 x 25	12
Mutter	M10	6
Unterlegscheibe	M10	6
Unterlegscheibe	M6	12

Dept.	Technical reference	Created by Jakob Holz	21.04.2021	Approved by
		Document type	Document status	
		Title Werkbank	DWG No.	
		Rev.	Date of issue	Sheet 5/5